


The Definitive Guide To Blacksmithing For Beginners

Blacksmithing is a metalworking process that involves forging metal into various shapes. It is a traditional craft that has been used for centuries to create tools, weapons, and other objects. In recent years, blacksmithing has seen a resurgence in popularity as people become more interested in learning traditional crafts.



Blacksmithing for Beginners: The definitive guide to blacksmithing for beginners by Arthur Steel

★★★★☆ 4 out of 5

Language	: English
File size	: 829 KB
Text-to-Speech	: Enabled
Screen Reader	: Supported
Enhanced typesetting	: Enabled
Print length	: 28 pages
Lending	: Enabled



If you are interested in learning how to blacksmith, there are a few things you will need to get started. First, you will need the right tools. These include an anvil, a hammer, and a pair of tongs. You will also need some metal to work with. Mild steel is a good option for beginners as it is relatively easy to work with.

Once you have your tools and materials, you can start learning the basic techniques of blacksmithing. These include heating the metal in a forge,

hammering it into shape, and cooling it. As you practice, you will develop your skills and be able to create more complex projects.

Blacksmithing is a rewarding craft that can be used to create a variety of beautiful and functional objects. If you are interested in learning more about blacksmithing, there are many resources available online and in libraries.

Choosing The Right Tools

The most important tool for a blacksmith is the anvil. The anvil is a heavy block of metal that provides a stable surface for hammering. Anvils come in a variety of shapes and sizes, so it is important to choose one that is right for your needs. For beginners, a small, portable anvil is a good option.

The next most important tool is the hammer. Hammers come in a variety of weights and shapes, so it is important to choose one that is comfortable to use. For beginners, a 2-pound hammer is a good option.

Tongs are used to hold the metal while it is being heated and hammered. Tongs come in a variety of shapes and sizes, so it is important to choose a pair that is right for the size of the metal you are working with.

Forging Your First Project

Once you have your tools, you can start forging your first project. A simple project for beginners is a nail. To make a nail, you will need to heat a piece of mild steel in a forge until it is glowing red. Once the metal is hot, you will need to hammer it into a nail shape using the anvil and hammer. You can then cool the nail in water.

Once you have made a few nails, you can start working on more complex projects. Some popular projects for beginners include knives, hooks, and candle holders.

Safety Tips

Blacksmithing can be a dangerous activity, so it is important to take safety precautions. Here are a few safety tips:

- Always wear safety glasses when working with hot metal.
- Never point the hot end of a tool towards yourself or others.
- Use a fire extinguisher to put out any fires.
- Never leave a forge unattended.
- Be aware of your surroundings and be careful not to trip or fall.


Blacksmithing is a fun and rewarding craft that can be enjoyed by people of all ages. By following these safety tips, you can help ensure that you have a safe and enjoyable experience.

Additional SEO Considerations

In addition to the content and structure of your article, there are a few other things you can do to improve its SEO performance:

* **Use alt tags for images.** Alt tags provide a text description of images for search engines and screen readers. By using descriptive alt tags, you can help search engines understand the content of your images and rank them accordingly. * **Use internal linking.** Internal linking helps search engines understand the structure and hierarchy of your website. By linking


to other relevant pages on your website, you can help search engines understand the context of your article and rank it more highly for relevant keywords. * **Build backlinks.**
Backlinks are links from other websites to your website. Backlinks are a sign of authority and trust, and they can help improve your website's ranking in search results. You can build backlinks by submitting your website to directories, participating in online forums, and creating guest posts for other websites.



Blacksmithing for Beginners: The definitive guide to blacksmithing for beginners by Arthur Steel

★★★★☆ 4 out of 5

Language : English
File size : 829 KB
Text-to-Speech : Enabled
Screen Reader : Supported
Enhanced typesetting : Enabled
Print length : 28 pages
Lending : Enabled



Blacktop Wasteland: A Novel S A Cosby

In the vast literary landscape of post-apocalyptic fiction, there are few novels that capture the desolate essence of a world ravaged by disaster as vividly as "Blacktop...



Ovid's Metamorphoses: An Ancient Epic of Transformation and Myth

Ovid's Metamorphoses is an epic poem written by the Roman poet Ovid in the 1st century CE. It is a masterpiece of Latin literature, renowned for its imaginative...