


# The Ultimate Guide to Training GloFish as Pets

GloFish are a popular type of pet fish that are known for their vibrant colors and unique appearance. They are relatively easy to care for, but they can also be trained to perform a variety of tricks. With a little patience and training, you can teach your GloFish to swim through hoops, jump over obstacles, and even play fetch.



## GLOFISH AS PET: Essential Guide On How To Train

**Glofish As Pet** by Margaret Lynette Sharp

★★★★★ 5 out of 5

Language : English  
File size : 2144 KB  
Text-to-Speech : Enabled  
Screen Reader : Supported  
Enhanced typesetting : Enabled  
Print length : 14 pages  
Lending : Enabled



## The Basics of GloFish Training

The first step in training your GloFish is to establish a strong bond with them. This can be done by spending time with them each day, talking to them, and feeding them regularly. Once your GloFish trusts you, they will be more likely to listen to your commands and cooperate with your training.

When training your GloFish, it is important to use positive reinforcement. This means rewarding your fish with something they enjoy, such as food or

treats, when they perform the desired behavior. You should also avoid punishing your fish for mistakes, as this will only make them afraid of you and less likely to cooperate.

Training sessions should be short and frequent, no more than 5-10 minutes at a time. This will help your fish stay focused and prevent them from getting bored or frustrated.

## **Training Techniques**

There are a variety of different training techniques that you can use with your GloFish. Some of the most common techniques include:

- **Clicker training:** This technique involves using a clicker to mark the desired behavior. When your fish performs the behavior, you click the clicker and then give them a treat. Over time, your fish will learn to associate the click with the reward and will perform the behavior more frequently.
- **Hand feeding:** This technique involves feeding your fish by hand. When your fish swims up to your hand, give them a small piece of food. Over time, your fish will learn to associate your hand with food and will come to you when you call them.
- **Target training:** This technique involves using a target to guide your fish's behavior. When your fish swims up to the target, give them a treat. Over time, your fish will learn to follow the target and will perform the behavior you want them to.
- **Obstacle course training:** This technique involves creating an obstacle course for your fish to swim through. When your fish swims through the obstacle course, give them a treat. Over time, your fish will

learn to navigate the obstacle course and will perform the behavior you want them to.

## Rewards

The type of reward you use will depend on your GloFish's individual preferences. Some common rewards include:

- **Food:** This is the most common reward used for training GloFish. You can use small pieces of their regular food, or you can offer them a special treat, such as live brine shrimp or bloodworms.
- **Toys:** Some GloFish enjoy playing with toys, such as ping-pong balls or floating rings. You can use toys as a reward for good behavior.
- **Attention:** Some GloFish simply enjoy spending time with their owners. You can reward your fish with attention by talking to them, petting them, or playing with them.

## Tips for Success


Here are a few tips to help you train your GloFish successfully:

- **Be patient:** Training GloFish takes time and patience. Don't get discouraged if your fish doesn't learn a new trick right away. Just keep practicing and they will eventually get it.
- **Be consistent:** Train your GloFish at the same time each day and in the same location. This will help them to learn the routine and make it easier for them to perform the desired behaviors.
- **Use positive reinforcement:** Always reward your GloFish when they perform the desired behavior. This will help them to learn what you

want them to do and make them more likely to cooperate with your training.

- **Avoid punishment:** Never punish your GloFish for making mistakes. This will only make them afraid of you and less likely to cooperate with your training.
- **Have fun:** Training GloFish should be a fun and rewarding experience for both you and your fish. If you're not having fun, your fish will pick up on it and they will be less likely to cooperate with your training.

With a little patience and training, you can teach your GloFish to perform a variety of tricks and behaviors. This will make them even more enjoyable to have as pets and will provide you with hours of entertainment.



## GLOFISH AS PET: Essential Guide On How To Train

**Glofish As Pet** by Margaret Lynette Sharp


★★★★★ 5 out of 5

Language : English  
File size : 2144 KB  
Text-to-Speech : Enabled  
Screen Reader : Supported  
Enhanced typesetting : Enabled  
Print length : 14 pages  
Lending : Enabled

FREE

DOWNLOAD E-BOOK





## Blacktop Wasteland: A Novel S A Cosby

In the vast literary landscape of post-apocalyptic fiction, there are few novels that capture the desolate essence of a world ravaged by disaster as vividly as &quot;Blacktop...



## Ovid's Metamorphoses: An Ancient Epic of Transformation and Myth

Ovid's Metamorphoses is an epic poem written by the Roman poet Ovid in the 1st century CE. It is a masterpiece of Latin literature, renowned for its imaginative...